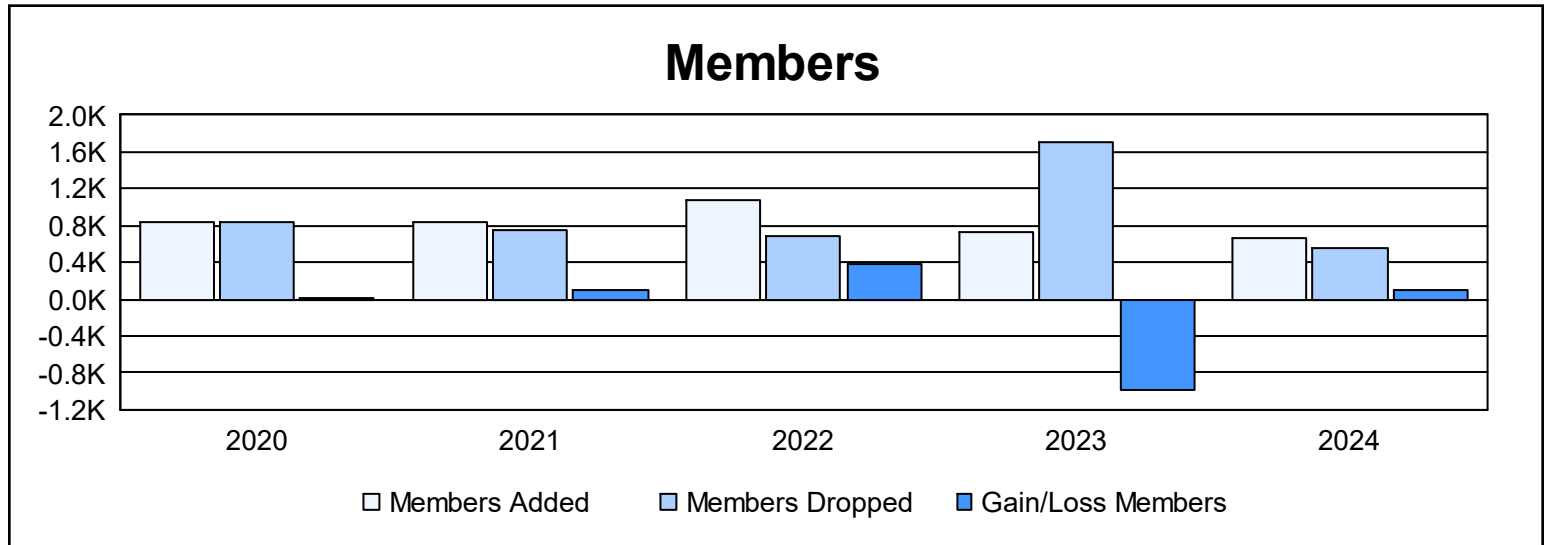
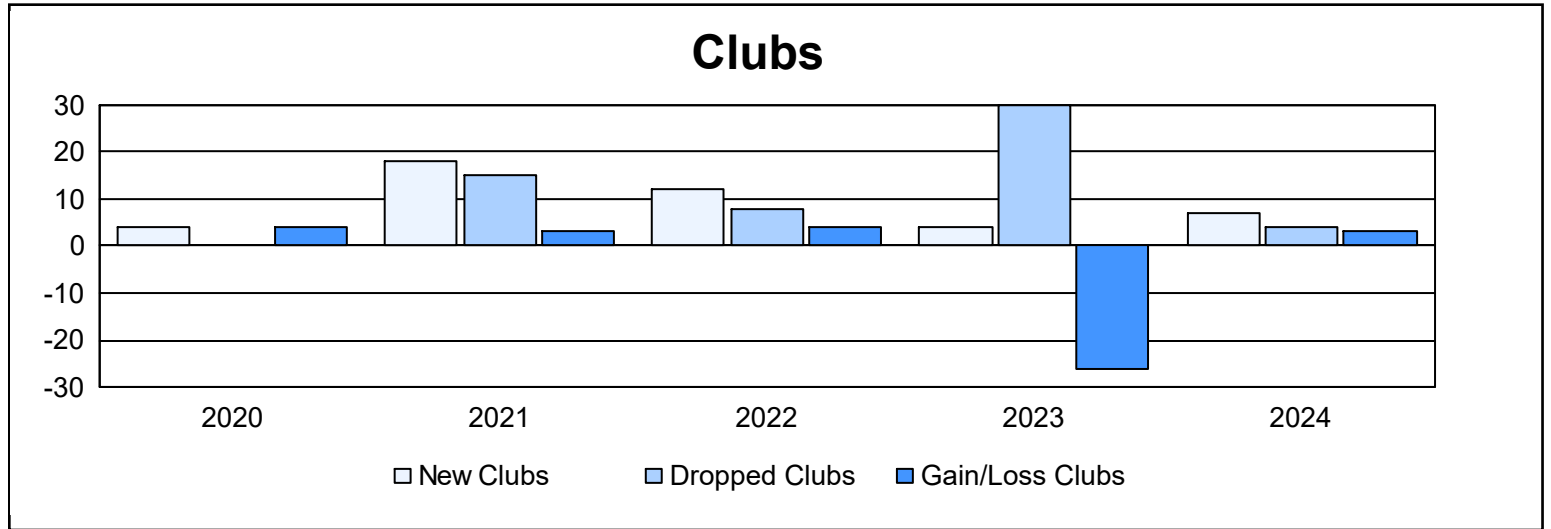
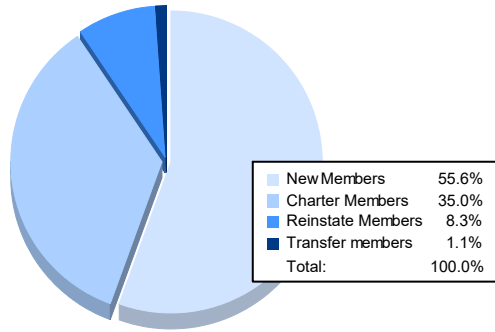


Year	New Clubs	Dropped Clubs	Gain/ Loss Clubs	New Members	Charter Members	Reinstate Members	Transfer Members	Total Member Added	Total Members Dropped	Gain/ Loss Members
2019-2020	4	0	4	295	295	254	1	845	832	13
2020-2021	18	15	3	422	409	10	1	842	743	99
2021-2022	12	8	4	338	606	71	61	1,076	688	388
2022-2023	4	30	-26	268	250	192	19	729	1,713	-984
2023-2024	7	4	3	367	231	55	7	660	551	109
<b>Average</b>	<b>9</b>	<b>11</b>	<b>-2</b>	<b>338</b>	<b>358</b>	<b>116</b>	<b>18</b>	<b>830</b>	<b>905</b>	<b>-75</b>



### Membership Composition June 2024 Cumulative



### Gender Composition June 2024 Cumulative

